

**ELECTRIFY YOUR ROI
WITH PROMATDX.**

POWER UP



The one event in 2021


that combines the power of ProMat's exclusive audience of manufacturing and supply chain buyers with the latest digital event and lead matchmaking technology.



**CONNECT WITH
PROMAT'S EXCLUSIVE
AUDIENCE AT THE
INDUSTRY'S PREMIER
DIGITAL EVENT.**




PROMAT[®] DX
DIGITAL EXPERIENCE

powered by  MHI

ProMatDX

delivers manufacturing and supply chain professionals with cutting-edge education, a place to engage and connect with each other, and solution sourcing with companies like yours.



Sessions
Learn →

Speakers
Discover →

Exhibitors
Meet →

Network
Connect →

DECISION MAKERS
72%
of ProMat attendees are in management positions. 27% are VP and C-level.



Join the Conversation @PoweredByAI II

Columbia
LOAD TRANSFER SOLUTIONS
LEARN MORE LOADTRANSFER.NET

MHI @poweredb... · 20h
Creform supermarket-area flow rack for flexibility during assembly. [divr.iJ/RkRmKd](#)

MHI @poweredb... · 20h
Creform supermarket-area flow rack for flexibility during assembly. [divr.iJ/RkRmKd](#)

NOW PLAYING

Power Up Your Supply Chain at ProMat 2021


Monday, April 08
10:30 AM - 11:15 AM EST

WATCH NOW

Power Up Your Supply Chain at ProMat 2021

Monday, April 08
10:30 AM - 11:15 AM EST

WATCH NOW



State-of-the-Art Digital Platform

Create real impressions with our intelligent digital packages, offering you a unique set of opportunities to showcase your brand and drive targeted, personalized interactions.

In addition to their Showcase, sponsors can add digital educational sessions, product demonstrations and banner advertising opportunities to their packages.

AI-Driven Matchmaking

ProMatDX's online matchmaking platform makes prospecting during the show more efficient and targeted. The platform facilitates interaction between attendees and sponsors before, during and after the exhibition.

One-on-One Video Meetings

Chat directly with qualified leads via instant messenger or invite them to a private video meeting room within the platform.



Company Name, Inc

📍 BOOTH #S2018

- Product Categories**
- Automated Storage/Retrieval Systems
 - Automatic Guided Vehicle Systems
 - Computer Hardware and/or Software
 - Order Picking Fulfillment & Delivery
 - Robots, Industrial

Lorem ipsum dolor sit amet, consectetur adipiscing elit. Nunc condimentum vel elit nec porta. Fusce convallis quis magna vitae dictum. Vestibulum vel aliquam eros. Pellentesque sed nulla at ipsum suscipit convallis sit amet in est. Integer tristique, nunc eu malesuada fringilla, nunc ligula dignissim ex, quis aliquam nunc quam eu nibh. Nam tincidunt porttitor felis a dignissim. Quisque sodales, arcu a rhoncus porta, augue eros scelerisque odio, quis lobortis ligula nulla eu enim. Sed nisi neque, porta viverra nisi sit amet, lobortis viverra enim. Vestibulum mattis semper fermentum. Aliquam porttitor mi convallis, varius risus sit amet, semper metus. In ac sagittis leo.

Nulla sed accumsan magna, id interdum est. Etiam imperdiet sollicitudin sapien efficitur interdum. Nam elit lectus, mollis at finibus sit amet, egestas a dolor. Maecenas eleifend molestie libero eget consectetur. Fusce id nibh lorem. Orci varius natoque penatibus et magnis dis parturient montes, nascetur ridiculus mus. Suspendisse dignissim enim eget ante vestibulum, ac tempus nulla fermentum. Ut vehicula elementum mattis. Praesent in odio non tortor vestibulum malesuada. Pellentesque in felis quam.


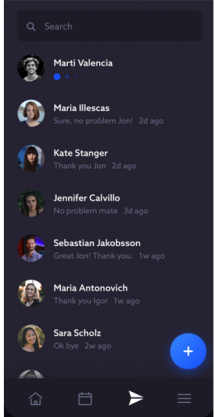
Cras euismod diam sed lobortis vulputate. Etiam vulputate magna nunc, at porttitor nibh pharetra sed. Quisque fermentum a nisi ut viverra. Nulla pellentesque eget neque quis dapibus. In hac habitasse platea dictumst. Sed eu gravida dolor. Fusce vitae luctus turpis. Ut congue sem urna, et feugiat ex interdum vitae.

Company Name, Inc
 271 Waverley Oaks Rd Ste 400
 Waltham, MA 02452-8470

Phone: 866-602-4825

[in](#) [f](#) [t](#) [v](#)

[VISIT OUR WEBSITE](#)



Sponsor Showcase

Build a profile that succinctly tells your company story: Include images, product videos, social links, collateral and more.

Throughout ProMatDX, attendees will be directed to the sponsor showcase to discover companies like yours and from there, they can view a product demo or request a meeting with any of your sponsor representatives.

ELECTRIFY YOUR ROI
WITH PROMATDX.

POWER UP



LOGO TEXT HERE
- SLOGAN HERE -

Product Categories

Automated Storage/Retrieval Systems
Automatic Guided Vehicle Systems
Computer Hardware and/or Software
Order Picking Fulfillment & Delivery
Robots, Industrial

Company Name, Inc

📍 BOOTH #S2018

Lorem ipsum dolor sit amet, consectetur adipiscing elit. Nunc condimentum vel elit nec porta. Fusce convallis quis magna vitae dictum. Vestibulum vel aliquam eros. Pellentesque sed nulla at ipsum suscipit convallis sit amet in est. Integer tristique, nunc eu malesuada fringilla, nunc ligula dignissim ex, quis aliquam nunc quam eu nibh. Nam tincidunt porttitor felis a dignissim. Quisque sodales, arcu a rhoncus porta, augue eros scelerisque odio, quis lobortis ligula nulla eu enim. Sed nisi neque, porta viverra nisi sit amet, lobortis viverra enim. Vestibulum mattis semper fermentum. Aliquam porttitor mi convallis, varius risus sit amet, semper metus. In ac sagittis leo.

Nulla sed accumsan magna, id interdum est. Etiam imperdiet sollicitudin sapien efficitur interdum. Nam elit lectus, mollis at finibus sit amet, egestas a dolor. Maecenas eleifend molestie libero eget consectetur. Fusce id nibh lorem. Orci varius natoque penatibus et magnis dis parturient montes, nascetur ridiculus mus. Suspendisse dignissim enim eget ante vestibulum, ac tempus nulla fermentum. Ut vehicula elementum mattis. Praesent in odio non tortor vestibulum malesuada. Pellentesque in felis quam.

Cras euismod diam sed lobortis vulputate. Etiam vulputate magna nunc, at porttitor nibh pharetra sed. Quisque fermentum a nisi ut viverra. Nulla pellentesque eget neque quis dapibus. In hac habitasse platea dictumst. Sed eu gravida dolor. Fusce vitae luctus turpis. Ut congue sem urna, et feugiat ex interdum vitae.

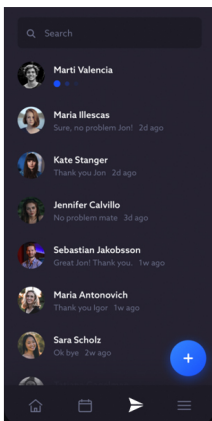

Company Name, Inc
271 Waverley Oaks Rd Ste 400
Waltham, MA 02452-8470

Phone: 866-602-4825



VISIT OUR WEBSITE

Industry Groups



Lead Generation

As a ProMatDX sponsor you get leads any time an attendee:

- Visits your sponsor showcase
- Attends any ProMatDX seminar or event you sponsor
- Attends your product demo
- Requests a digital meeting with your exhibit personnel (attendee contact details are not automatically shared when meeting requests are made)
- Adds your product demo, educational session or showcase as their favorite in their calendar
- Drops their virtual business card



PROMATDX PACKAGES

Participation with ProMatDX is offered via the following sponsor packages. In addition to your base package, sponsorship and advertising opportunities are also available to help enhance your marketing and sales efforts.

	Value	Preferred	Deluxe	Premier
MHI Member Price*	\$2,500	\$4,000	\$6,000	\$10,000
Non-MHI Member Price	\$3,500	\$5,500	\$8,000	\$15,000
Number Available	∞	∞	30	20
AI-Driven Matchmaking	x	x	x	x
Upgraded Sponsor Showcase	x	x	x	x
Sponsor Representatives	5	10	15	20
Pending Meeting Invitations	10 per rep	15 per rep	20 per rep	30 per rep
Lead Capture	x	x	x	x
Showcase Content Uploads	2	3	4	5
Showcase Video Uploads	1	2	3	5
Product Demos	1	2	3	4
Directory Tier	4 th	3 rd	2 nd	1 st
Showcase Hero Banner Ad	x	x	x	x
Registration Page Banner Ad		x		
Home Page Banner Ad			x	
Home Page Tower Banner Ad				x
MHI Solutions Magazine Highlight				x

*Membership dues are \$2,750 per calendar year. Please visit www.mhi.org/join for MHI benefits information.

At ProMatDX you will:

--Find attendee profiles that interest you and schedule video meetings

--Gain targeted engagement from attendees who received AI-driven recommendations based on their profile and your solution offerings

--Research buyer profiles before the show and prepare your team for customer requirements

--Engage buyers before the show to make your meeting more productive

--Utilize the easy-to-use online matchmaking platform, which creates a comprehensive, user-friendly schedule

--Receive high quality leads from attendees that interact with your sponsor showcase, educational sessions, product demonstrations, sponsorships and banner ads

ProMatDX & Grip Matchmaking



Agenda:

- How it Works
 - Benefits of the platform
 - Access Grip Matchmaking from OEP
 - Onboard new users on the platform
 - Navigate the matchmaking platform
- Best Practices
 - Update user profile
 - Customize calendar availability
- Networking Capabilities
 - Recommended for you
 - Schedule a meeting
 - My Schedule
 - My Connections / Chat
 - Virtual meeting room
- Sponsor Team Collaboration with 'Teams'
 - 1st time access
 - Collaboration and team calendar
 - Inbound leads
 - Teams capabilities recap
 - Sponsor Profile in Grip
- Event Insights
 - Post-Event Insights / engagement report
- FAQ & Resources



How it Works

Benefits of the **Grip Matchmaking** Platform:



The self-learning **AI-powered matchmaking engine** will deliver smart recommendations for connections based on professional goals and interests of visitors.



The **intuitive interface** allows visitors to easily interact with each other in the platform through virtual meetings pre-show and during the show.



Sponsor Representatives are able to achieve a **higher return on investment** and time and are able to view their entire team's meetings in one spot.



Develop a **tailor made value proposition** for different types of visitors to provide a curated experience.

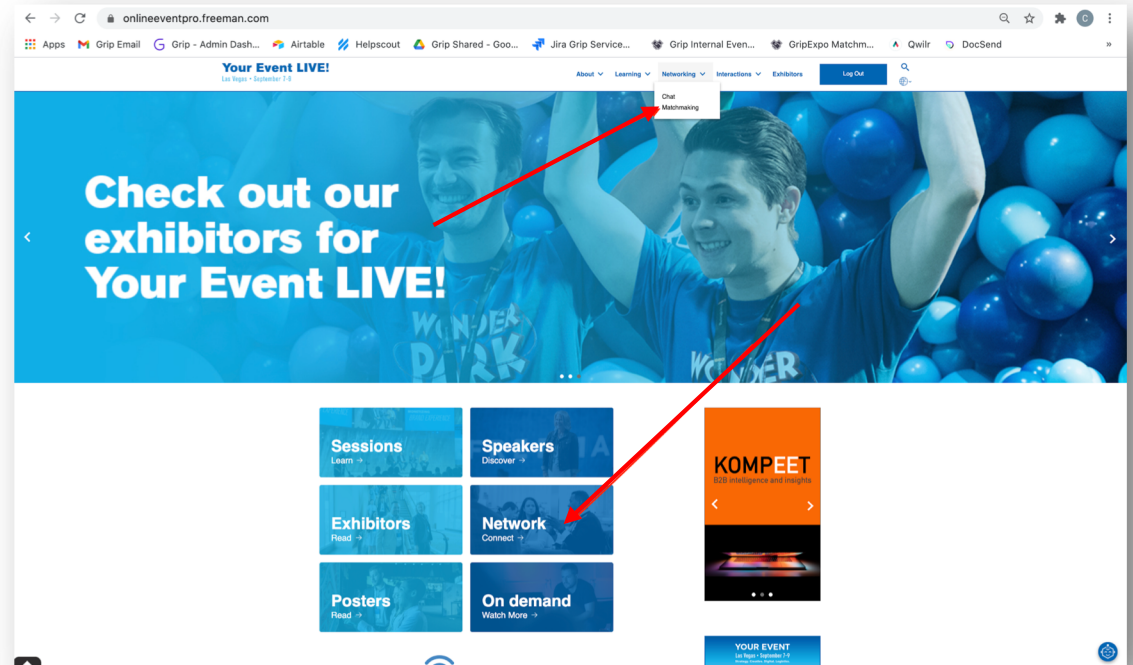


Access Grip Matchmaking from ProMatDX Platform

Users can access the Grip Matchmaking from one of two ways on the ProMatDX Freeman Online Event Platform:

1. Click **“Networking”** and then **“Matchmaking”** from the top navigation bar
2. Click **“Network”** from the tiles below

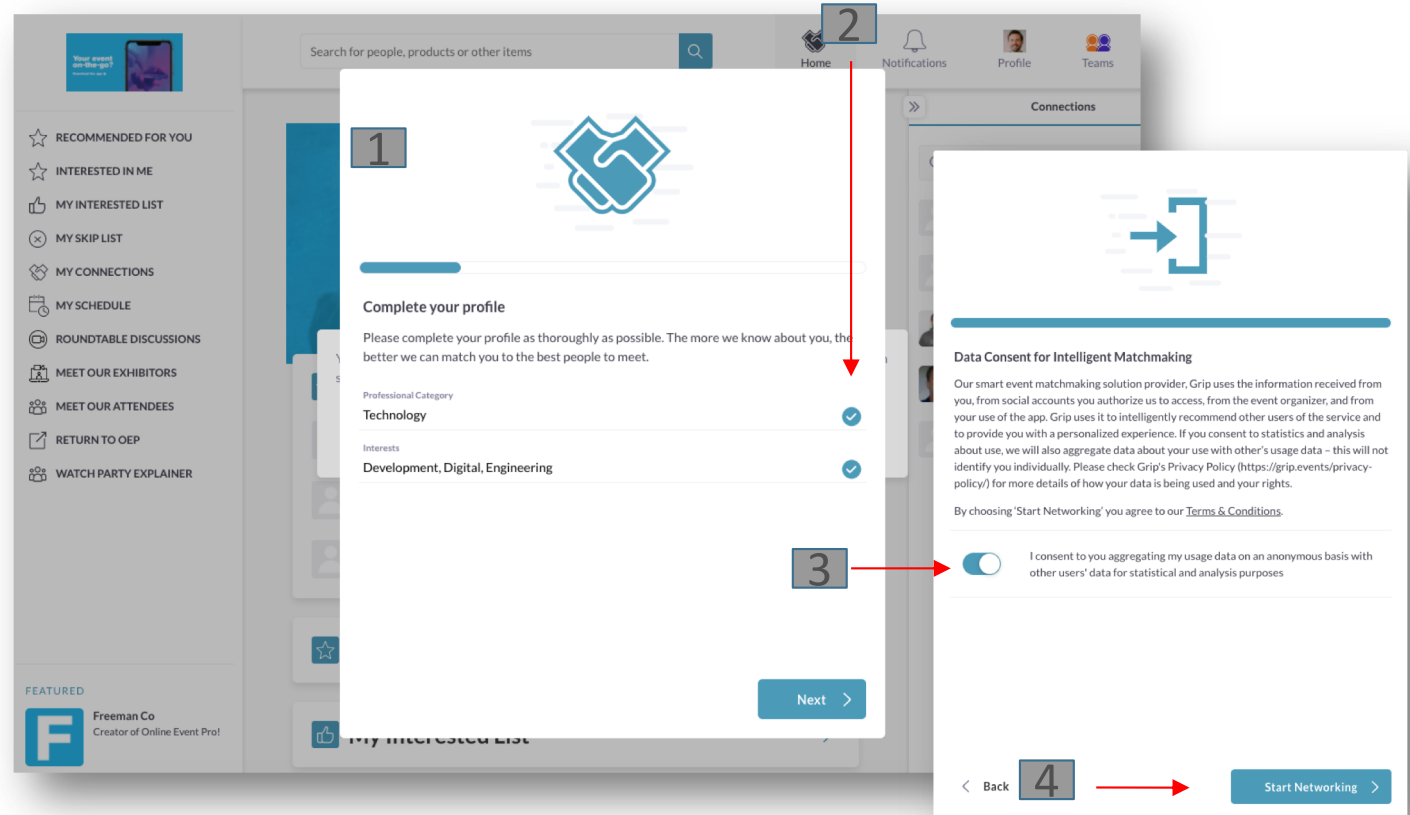
The user will be directed to the Grip Matchmaking platform to start networking.



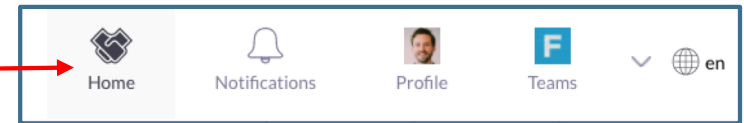
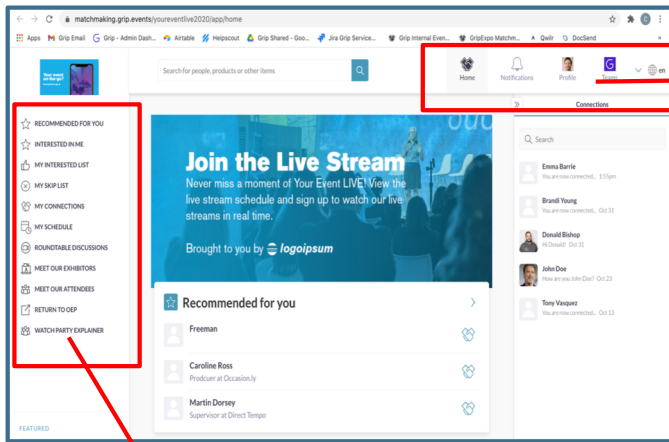
Onboard new users on the platform

1. The Grip Platform will contain all the demographics collected during registration.
2. First time visitors will be asked a series of questions (such as Professional Category and Product Interests) that will be used to enrich their profile and provide high-quality recommendations.
3. All users must provide consent to share data for the intelligent matchmaking.
4. Start networking

Note: Users will be able to edit their profile also once in the platform



Navigate the Matchmaking Platform



Be alerted on new connections or meetings

Update your profile

See your team activity

- ☆ RECOMMENDED FOR YOU
- ☆ INTERESTED IN ME
- 👍 MY INTERESTED LIST
- ⊗ MY SKIP LIST
- 🔗 MY CONNECTIONS
- 📅 MY SCHEDULE
- 🏢 MEET OUR EXHIBITORS
- 👤 MEET OUR ATTENDEES
- 🏠 RETURN TO OEP

- List of recommended profiles to connect with
- List of profiles interested in you
- List of profiles you have shown interest to
- List of profile you have skipped (*anonymously*)
- List of profiles you have connected with
- Place to consult your personal agenda during the show
- List of all exhibitors/sponsors
- List of all attendees active in the system
- Return to the virtual event platform main page



Best Practices - Update ProMatDX User Profile

It is critical for users to update their profile with the requested information to ensure the best experience during the event and to increase the chances for meaningful recommendations.

1. Click on **“Profile”**
2. Fill in the requested information
3. Add a Summary
4. Click **“Save”**

Profile Information Needed:

- Headshot Picture
- Headline (*max: 140 characters*)
- Professional Category
- Interests
- Summary (*max: 2000 characters*)

Note: These are the fields imported from registration currently: Name/Last name/Job title/Company/Demographics/Product Interest



The image shows two screenshots of the ProMatDX user interface. The top screenshot shows the main navigation bar with the 'Profile' icon highlighted by a red arrow and a grey box labeled '1'. The bottom screenshot shows the 'Edit Profile' page. A red arrow points to the 'Save' button in the top right corner, labeled '4'. Another red arrow points to the 'Last name' field, which contains the text 'Groot', labeled '2'. A third red arrow points to the 'Interests' field, which contains the text 'Development, Digital, Engineering', labeled '3'. The profile information shown includes: First name: Tim; Last name: Groot; Headline: I help event planners create successful networking experiences; (Most Recent) Job Title: Co-founder & CEO; (Most Recent) Company: Grip; Location: London; Professional Category: Technology; Interests: Development, Digital, Engineering; Summary: Technology startup. Event planning. I help Event organizer get the most value out of their virtual events.

Best Practices - Customize Calendar Availability

Users are able to customize their calendar availability to help streamline appointment settings.

1. Within your profile, click **“Manage My Availability.”**
2. Block off any dates/times you are unavailable to schedule meetings, so they will not appear when another user requests a meeting with you.

Meeting times will be displayed in the users local time.

The image shows two screenshots of a web application interface. The top screenshot is the 'Edit Profile' page. On the left sidebar, under 'NAVIGATION', the 'Manage My Availability' option is highlighted with a red box containing the number '1' and a red arrow pointing to it. The main content area shows profile details for 'Tim Groot', including his name, job title 'Co-founder & CEO', and location 'London'. The bottom screenshot is the 'My Availability' page. It features a calendar grid for Friday, Saturday, and Sunday. The top row of the grid has three red buttons labeled 'Mark whole day as Busy'. The grid shows time slots from 1:00pm to 3:00pm. A red arrow points to the 'Mark whole day as Busy' button, and another red arrow points to the 'Save' button at the bottom right of the grid.

Networking Capabilities - Recommended for You

Grow your network by connecting with other users before and during the live event.

1. Go to **“Recommended for you”**
2. Click **“Show Interest”** with users you would like to connect with. If there is mutual interest, they will become a connection and you are able to chat.
3. Click **“Skip”** if the user is not relevant and there is no need to connect. (*skipping will be anonymous and can also be un-done by going to ‘My Skip list’*)
4. **“Request a meeting”** directly (*no need to be connected in order to request meetings*)

Note: As a user engages with the platform, the recommendations served get smarter through Grip’s powerful AI technology.

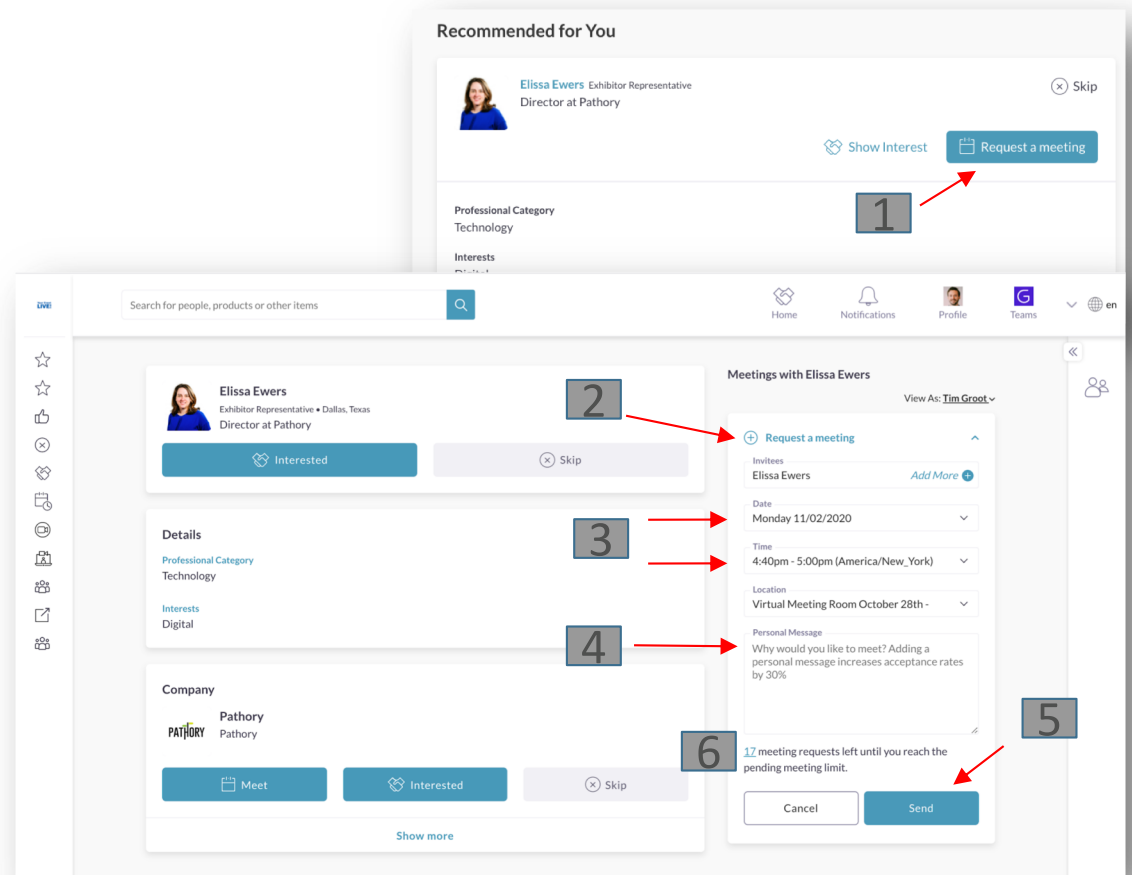
The screenshot displays the 'Recommended for You' section of a networking platform. On the left is a navigation menu with the following items: 'RECOMMENDED FOR YOU' (highlighted with a '1'), 'INTERESTED IN ME', 'MY INTERESTED LIST', 'MY SKIP LIST', 'MY CONNECTIONS', 'MY SCHEDULE', 'ROUNDTABLE DISCUSSIONS', 'MEET OUR EXHIBITORS', 'MEET OUR ATTENDEES', 'RETURN TO OEP', and 'WATCH PARTY EXPLAINER'. The main content area shows two user profiles. The first profile is for Elissa Ewers, an Exhibitor Representative and Director at Pathory. A red arrow labeled '2' points to the 'Show Interest' button, and another red arrow labeled '4' points to the 'Request a meeting' button. A 'Skip' button is also visible, with a red arrow labeled '3' pointing to it. The second profile is for Joni Hill, an Exhibitor Representative and Director at Attendment, with a 'Skip' button and 'Show Interest' and 'Request a meeting' buttons. At the top of the interface, there is a search bar with the text 'Search for people, products or other items' and a magnifying glass icon. A 'Home' button is also present in the top right corner.



Networking Capabilities - Schedule a Meeting

Schedule meetings pre-show to be held during the live event. Meetings can be requested with specific users or company representatives or at the general company level.

1. Click **“Request a Meeting”** to schedule time to meet.
2. Click on the **(+) Request a meeting** link
3. Select date a time
4. Add a personalized message to improve engagement
5. Click **“Send.”** As soon as you schedule a meeting you can add additional attendees, by staying on the page or at a later time
6. The meeting request limitation is there to improve the user experience and allow all attendees the same amount of meeting opportunities.



Networking Capabilities - My Schedule

To join a meeting previously scheduled, users will go to “My Schedule” on the navigation or home page reminders.

1. Click “My Schedule”
2. Click on the meeting in the list
3. The meeting room will be available 5 min prior to the scheduled time
4. Users can add other participants to the original meeting invitation. (up to 10 at the same time, to a total of 50)

The screenshot displays the 'My Schedule' interface. On the left, a navigation menu includes 'RECOMMENDED FOR YOU', 'INTERESTED IN ME', 'MY INTERESTED LIST', 'MY SKIP LIST', 'MY CONNECTIONS', 'MY SCHEDULE' (highlighted with a '1'), 'ROUNDTABLE DISCUSSIONS', and 'MEET OUR EXHIBITORS'. The main area shows a 'My Schedule' section with filters for 'Dates' and 'Meeting Status'. Below, it lists meetings for 'Wednesday 4 November', with one meeting highlighted: 'Meeting: Donald Bishop (Freeman)' at 10:20am-10:40am in a 'Virtual Meeting Room October 28th - Virtual Meeting' (highlighted with a '2').

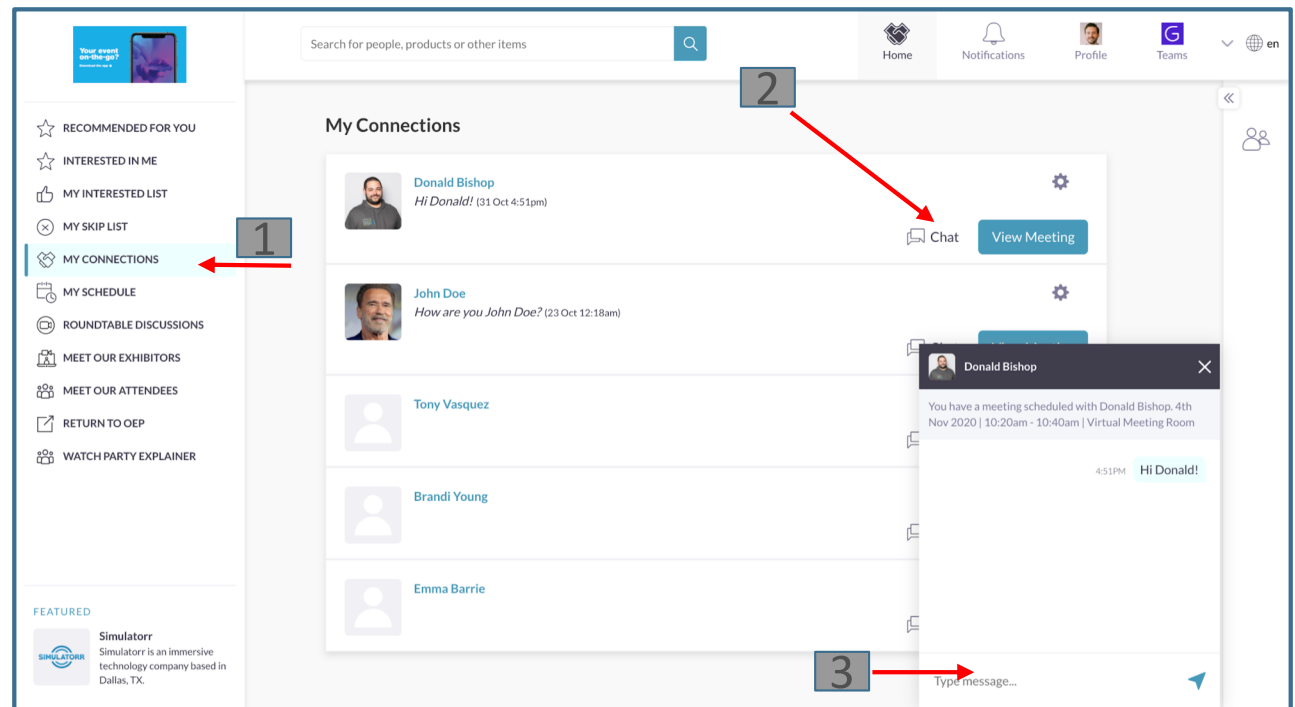
The bottom part of the screenshot shows a meeting details view for 'Emma Barrie', an Exhibitor Representative at Grip. It includes options for 'Chat', 'Interested', and 'Skip'. The 'Details' section shows her professional category as 'Technology' and interests as 'Development'. The 'Company' section shows 'Grip' with a 'Meet' button and 'Interested' option. A 'Meetings with Emma Barrie' sidebar shows a confirmed meeting on 'Fri 1 Jan 2021' from 1:00pm to 1:30pm in a 'Virtual Meeting Room - January 2021', organized by Tony Vazquez. An 'Add Invitee' dialog is open, showing a search for 'Donald' and a list of results including 'Donald Bishop' (Sales Engineer at Freeman) with a message snippet 'message increases acceptance rates by 30%' (highlighted with a '4'). The dialog has 'Cancel' and 'Invite' buttons. A 'Connections' sidebar on the right shows 'Brandi Young' and 'Tony Vazquez' as connected contacts (highlighted with a '3').



Networking Capabilities - My Connections / Chat

Once you connect with other users, you are able to live chat with them 1:1

1. Click **“My Connections”** on the left-hand sidebar
2. Search for the connection you’d like to chat with and click **“Chat”**
3. A chat box will appear to allow you to engage in a live chat.



Networking Capabilities - Virtual Meeting Room

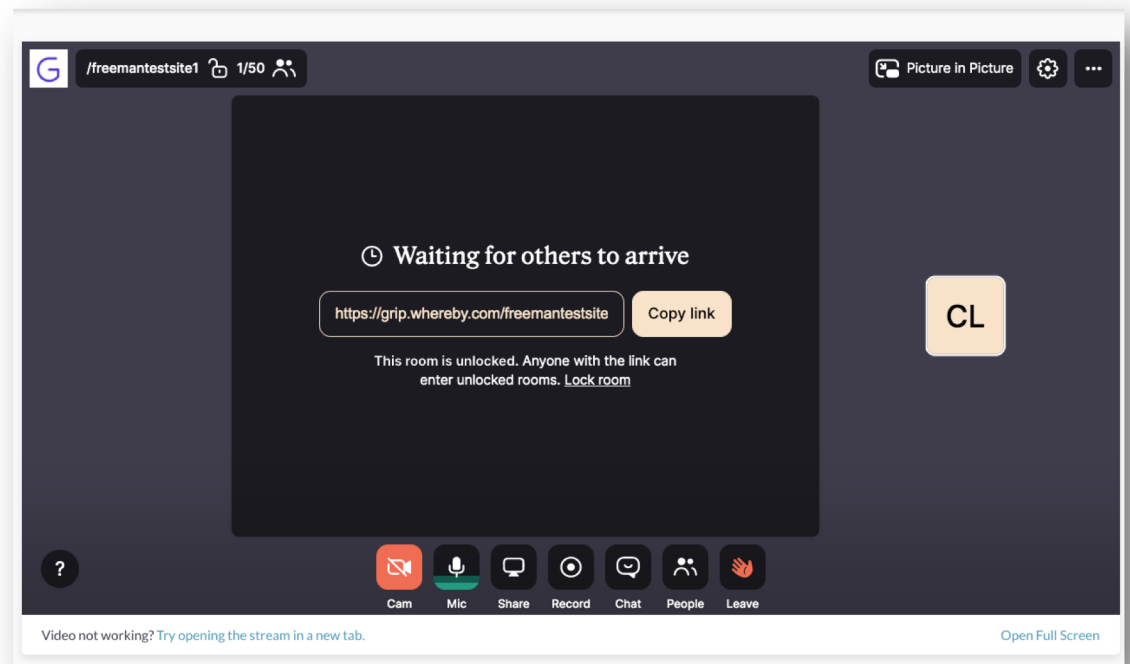
All meetings are directly embedded in the platform and powered by Whereby.

No need to download or install anything to use the virtual meeting rooms. Meeting room can host up to **50 people**.

Functionalities supported:

- Camera
- Microphone
- Screenshot
- Chat

Note: Only web-based url/links can be shared using the meeting chat. (no files or documents uploads)



Sponsor Team - 1st time Access

When users access the Grip matchmaking platform for the 1st time they will be invited to join a team

'Teams' is a collaborative event management tool for sponsor companies to streamline and optimize their team's performance during ProMatDX.

Note: Since we are using a test account, you are seeing 3 teams available, users will only see one team here

The screenshot displays the Grip platform interface. At the top, there is a search bar and navigation icons for Home, Notifications, Profile, and Teams. A central banner promotes a live stream event with the text "Join the Live Stream" and "Never miss a moment of Your Event LIVE! View the live stream schedule and sign up to watch our live streams in real time." Below the banner, a modal dialog box is open, asking the user to select a team. The modal contains the text: "You are a member of multiple teams. Please select which team you wish to use for this event. You can switch teams at any time by clicking on the arrow icon in the top right corner of this page." Three buttons are visible: "Grip", "Grip", and "Freeman Sales Team". A red arrow points from the text in the first paragraph to the "Freeman Sales Team" button. The background shows a sidebar with navigation options like "RECOMMENDED FOR YOU", "INTERESTED IN ME", and "MY INTERESTED LIST", and a "Connections" panel on the right listing users like Emma Barrie, Brandi Young, Donald Bishop, John Doe, and Tony Vasquez.



Sponsor Team - Collaboration & Calendar

Once users joined their team, they will be able to review their teammate meetings on a calendar view or list view, schedule meetings on behalf someone else on the team.

The screenshot displays a CRM interface with a calendar and a meeting list view. The calendar view on the left shows meetings for Wednesday, November 04, Thursday, November 05, and Friday, November 06. The meeting list view on the right shows meetings for Tuesday, 13 October. The interface includes a search bar, navigation tabs, and filter options.

Calendar View (Left):

- Navigation:** HOME, Meetings (selected), Calendar, Create Meeting +
- Filter By:** STATUS (Scheduled: 41, Pending: 5, Awaiting response: 7, Declined: 14), TEAM MEMBERS (Daniel Glass: 33, Viktoria Nagy: 23, Luigi Ghezzi: 23)
- Meetings:** Meetings for Viktoria Nagy on Thursday, November 05, and Friday, November 06.

Meeting List View (Right):

- Navigation:** Meetings, List (selected), Create Meeting +, All times shown for America/New_York
- Meeting List:** Meetings for Tuesday 13 October.

Time	Meeting Title	Status	Action
2:30pm - 3:00pm	Meeting: Donald Bishop - Kristen Koenig	Pending	Reschedule, Decline
3:00pm - 3:30pm	Meeting: Andrew Asaro - Brianna Elenes	Pending	Reschedule, Decline
5:00pm - 5:30pm	Meeting: Tim Groot - Lisa Leslie	Seen	
5:30pm - 6:00pm	Meeting: Angelo Petratos - Brianna Elenes	Pending	Accept, Reschedule, Decline

Filter By (Left Panel):

Filter Category	Item	Count
STATUS	<input type="checkbox"/> Scheduled	41
	<input type="checkbox"/> Pending	5
	<input type="checkbox"/> Awaiting response	7
	<input type="checkbox"/> Declined	14
TEAM MEMBERS	<input type="checkbox"/> Daniel Glass	33
	<input checked="" type="checkbox"/> Viktoria Nagy	23
	<input type="checkbox"/> Luigi Ghezzi	23

Filter By (Right Panel):

Filter Category	Item	Count
STATUS	<input type="checkbox"/> Scheduled	14
	<input type="checkbox"/> Pending	7
	<input type="checkbox"/> Awaiting response	8
	<input type="checkbox"/> Declined	1
TEAM MEMBERS	<input checked="" type="checkbox"/> Tim Groot	14
	<input checked="" type="checkbox"/> Andrew Asaro	10
	<input checked="" type="checkbox"/> Donald Bishop	6



Sponsor Team - Inbound Leads

Any attendee showing interest on your company profile will be presented as a lead on this page

Teams can schedule meetings with their leads directly from here. Check the status on their leads.

HOME

- Meetings
- Inbound Leads**
- Company Chat
- Contacts

SETTINGS

- Team Members
- Company Profile
- Export

Inbound Leads

The Inbound Leads section features profiles of people that have shown interest, connected or interacted with you, your team members and/or company profile. The section is dynamic, as the profiles will remain on the list until you take action on them by requesting a meeting, showing interest or skipping the profile.

3 To Review

8 Reviewed

11 Total Leads

Angelo Petratos
Dallas, Texas

Has connected with Andrew | Interested in Brianna | Interested in Megan | Interested in Freeman

Producer at Simulatorr

Show Interest | Request a meeting

Richard Maranville
Dallas, Texas

Has a meeting with Andrew

CDO at Anyfest

Show Interest | Request a meeting



Sponsor Team - Contacts, Recap

Teams capabilities recap:

- View team's full meeting schedule.
- Book meetings on behalf of teammates
- Manage inbound leads
- Respond to direct messages from users
- View and export your contact connections

The screenshot displays the Microsoft Teams interface. On the left, a navigation pane shows 'HOME' and 'SETTINGS' sections. Under 'HOME', 'Team Members' is highlighted with a red box and an arrow pointing to the 'Team Members' section in the main content area. Under 'SETTINGS', 'Team Members' is also highlighted with a red box and an arrow pointing to the 'Team Members' section in the main content area. The 'Team Members' section shows a list of team members: Tim Groot (Admin) and Emma Barrie (Team Member). Below this is a 'Join Requests' section with a 'Joel Edwards' request and 'Accept' and 'Reject' buttons. A large blue square with a white 'G' is overlaid on the bottom left of the screenshot.

On the right, the 'Contacts' section is shown, also with a red box and an arrow pointing to it. The 'Contacts' section features a table of contacts with columns for Name, Company, Source, and Status. A large blue square with a white 'F' is overlaid on the bottom left of this section.

Name	Company	Source	Status
Aaron Burke	Event Flare	Event Matchmaking	Has a meeting with you
Andrew Asaro	Freeman	Event Matchmaking	Has a meeting with Megan Has connected with Brian
Andrew Kantner	OpenDiscussion	Event Matchmaking	Has a meeting with you
Angelo Petratos	Simulattor	Event Matchmaking	Has connected with Andrew
Ann Takayama	Event Flare	Event Matchmaking	Has a meeting with you
Brandi Young	Event Flare	Event Matchmaking	Has a meeting with you
Brianna Elenes	Anyfest	Event Matchmaking	Has a meeting with Megan Has connected with Kristi
Christina Liot	Grip	Event Matchmaking	Has a meeting with you
Danielle Puceta	Anyfest	Event Matchmaking	Has a meeting with you
David Johnson	Direct Tempo	Event Matchmaking	Has a meeting with you
Donald Bishop	Freeman	Event Matchmaking	Has a meeting with Kristen Has a meeting with Meg



Sponsor Profile in Grip - Attendee perspective

Attendees can schedule meetings with exhibitors from the Meet Our Sponsor section or Schedule a Meeting on the exhibitor profile page. The meeting scheduling will function be the same for all users.

Attendees will be able to show *'interest'* in a company's profile which will generate a lead on your Team's page.

They will be able to message and request a meeting with company representatives.

The screenshot displays the Anyfest exhibitor profile from an attendee's perspective. The profile includes the following sections:

- Header:** Anyfest logo, Exhibitor • Dallas, Texas, Anyfest. A dark bar at the top contains the word "Interested" with a red arrow pointing to it from the text on the left.
- Details:** Products Provided, Photography, Summary. The summary text reads: "We help show organizers arrange any type of travel, anywhere in the world, for any type of event. Whether it's New York City, Roswell, New Mexico or Kathmandu, Nepal ... we'll get your attendees there on time. Anytime, Anywhere ... Anyfest."
- Representatives:** A list of two representatives: Danielle Puceta (Senior Vice President at Anyfest) and Richard Maramville (CDO at Anyfest). Each representative has an "Interested" button and a "Skip" button. A red arrow points from the text on the left to the "Interested" button for Danielle Puceta.
- Sessions Sponsored:** A section titled "PARENTING DURING COVID-19" on 1 January 2021, 9:35pm - 10:35pm (America/New_York). It lists "Virtual Meeting Room", "Roundtable Discussions", and "STREAM" options. A "Show more" link is present. Below this, it shows "Donald Bishop" (Sales Engineer at Freeman) and "Freeman".
- Meetings with Anyfest:** A sidebar on the right showing "View As: Tim Groot" and "Anyfest Representative: Danielle Puceta". It features a "Request a meeting" button, a list of representatives (Danielle Puceta with an "Add More" link), and a form to schedule a meeting with fields for Date (Wednesday 11/04/2020), Time (8:00pm - 8:20pm (America/New_York)), and Location (Virtual Meeting Room October 28th -). A "Personal Message" field contains the text: "Why would you like to meet? Adding a personal message increases acceptance rates by 30%". Below the form, it states "17 meeting requests left until you reach the pending meeting limit." and includes "Cancel" and "Send" buttons. A red arrow points from the text on the left to the "Request a meeting" button.



FAQs

MATCHMAKING

Q: *What data is used to build matchmaking profiles?*

A: During the registration process, registration data flows into the matchmaking engine. Then, once the attendee logs in to the ProMatDX platform, they will SSO into the Matchmaking component, where they'll opt in and complete any additional profile information. Name, email and Specialty will pull in from reg, onboarding questions are present, profile to complete in Grip for better recommendation opportunities.

Q: *Matchmaking privacy concerns:*

A: Users must opt-in.

PLATFORM ACCESS

Q: *Will the platform be available to schedule meetings globally 24/7?*

A: Yes, but only over the ProMatDX event dates.

Q: *Can I choose not to display the Schedule a Meeting button on my virtual booth?*

A: Yes

Q: *When will I have access to the platform?*

A: You will have access to the platform starting on March 12, 2021.

Q: *Will the platform be available after the live event is over*

A: Yes, Grip access will be available for 7 days after ProMatDX.

SCHEDULES

Q: *Can someone else manage my schedule?*

A: Yes, your schedule can be managed through Teams if you are a sponsor/rep.

Q: *Can I block time on behalf of my executives and sales reps?*

A: Yes, your schedule can be managed through Teams by someone else.

Q: *Will contact information be shared with me?*

A: No, exports of personal contact info is not possible due to GDPR. Only name/last name and company name can be exported.

Q: *What if I am not available for some of the time?*

A: You can block your calendar and meetings will only be scheduled during your available time.

Q: *Will all my company representatives who are registered be available for attendees to schedule meetings?*

A : Yes, all of your reps will be listed as available for meeting, but they have the option to block their calendars.

Q: *Can I remove some of my company representatives if they do not want to participate in the meeting scheduling?*

A: No you cannot remove people from a meeting.



**ELECTRIFY YOUR ROI
WITH PROMATDX.**

PROMATDX
DIGITAL EXPERIENCE
powered by 

POWER UP

**ELECTRIFY YOUR ROI
WITH PROMATDX.**

POWER UP



Company Name, Inc



LOGO TEXT HERE
- SLOGAN HERE -

📍 BOOTH #S2018

Product Categories

- Automated Storage/Retrieval Systems
- Automatic Guided Vehicle Systems
- Computer Hardware and/or Software
- Order Picking Fulfillment & Delivery
- Robots, Industrial

Lorem ipsum dolor sit amet, consectetur adipiscing elit. Nunc condimentum vel elit nec porta. Fusce convallis quis magna vitae dictum. Vestibulum vel aliquam eros. Pellentesque sed nulla at ipsum suscipit convallis sit amet in est. Integer tristique, nunc eu malesuada fringilla, nunc ligula dignissim ex, quis aliquam nunc quam eu nibh. Nam tincidunt porttitor felis a dignissim. Quisque sodales, arcu a rhoncus porta, augue eros scelerisque odio, quis lobortis ligula nulla eu enim. Sed nisi neque, porta viverra nisi sit amet, lobortis viverra enim. Vestibulum mattis semper fermentum. Aliquam porttitor mi convallis, varius risus sit amet, semper metus. In ac sagittis leo.

Nulla sed accumsan magna, id interdum est. Etiam imperdiet sollicitudin sapien efficitur interdum. Nam elit lectus, mollis at finibus sit amet, egestas a dolor. Maecenas eleifend molestie libero eget consectetur. Fusce id nibh lorem. Orci varius natoque penatibus et magnis dis parturient montes, nascetur ridiculus mus. Suspendisse dignissim enim eget ante vestibulum, ac tempus nulla fermentum. Ut vehicula elementum mattis. Praesent in odio non tortor vestibulum malesuada. Pellentesque in felis quam.

Cras euismod diam sed lobortis vulputate. Etiam vulputate magna nunc, at porttitor nibh pharetra sed. Quisque fermentum a nisi ut viverra. Nulla pellentesque eget neque quis dapibus. In hac habitasse platea dictumst. Sed eu gravida dolor. Fusce vitae luctus tunc. Ut augue sem ipsum et faucibus interdum vitae.

Company Name, Inc
271 Waverley Oaks Rd Ste 400
Waltham, MA 02452-8470

Phone: 866-602-4825



[VISIT OUR WEBSITE](#)



QUESTIONS CONCERNING YOUR PROMATDX PROMOTION?

Daniel McKinnon
Executive Vice
President of
Exhibitions

(704) 714-8766
dmckinnon@mhi.org

Greg Baer
Director of Sales

(704) 714-8725
m: (704) 737-1775
gbaer@mhi.org

Paul Trainor
Exhibit Sales
Manager

(704) 714-8715
m: (317) 557-6943
ptrainor@mhi.org

Melissa Auer
Exhibit Services
Director

(704) 714-8713
mauer@mhi.org

Donna Streicher
Senior Sales and Exhibit
Services Coordinator

(704) 714-8718
dstreicher@mhi.org

